

# VALLABH GOVERNMENT COLLEGE MANDI (H.P.)

## STUDENT SATISFACTION SURVEY

2018-19

### OBJECTIVE

The main objective of the SSS is to assess the satisfaction of students with overall institutional performance in respect of suitability of the courses, its usefulness, availability of study material, infrastructural facilities, quality of delivery and transparency of evaluation system, so that any modification can be made to improve the quality and relevance of education.

### METHODOLOGY

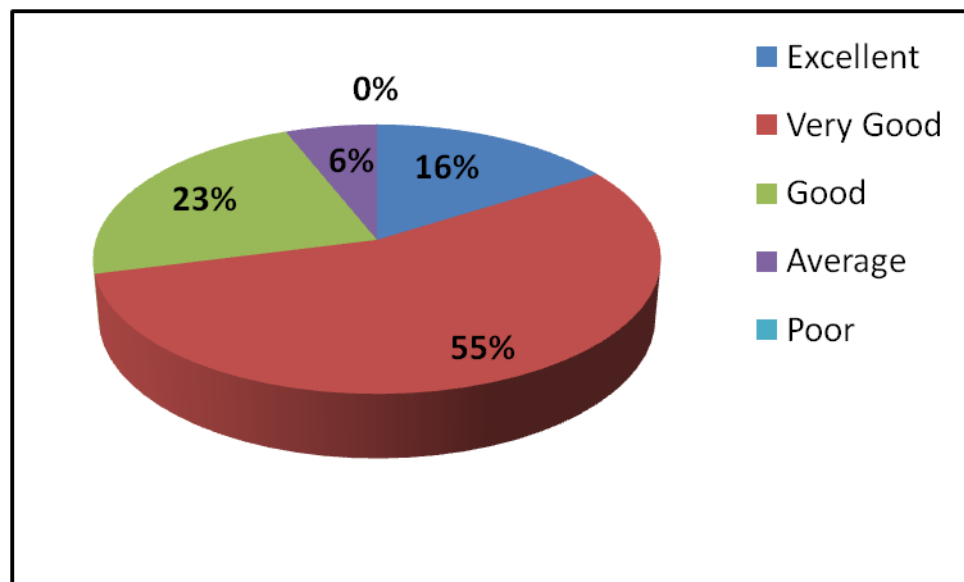
A well-structured questionnaire was framed to collect the data from outgoing students. The data was calculated, tabulated and analyzed. 182 students participated in the student satisfaction survey.

### SURVEY REPORT

Criterion	Excellent	Very Good	Good	Average	Poor
1. How do you rate the sequence of the courses that you have studied in the present and previous semesters?	29	101	41	11	0
2. How do you rate the syllabus of your courses in relation to the competencies?	27	91	44	15	5
3. How do you rate the relevance of the units in syllabus to the course?	26	99	42	13	2
4. How do you rate the sequence of the units in the course?	29	96	43	12	2
5. How do you rate the allocation of the credits to the courses?	33	106	32	10	1
6. How do you rate the distribution of the teaching hours among the course components?	27	109	33	13	0
7. How do you rate the relevance of the text books and reference books?	30	106	34	12	0
8. How do you rate the Size of syllabus in terms of the load on the student?	23	81	53	21	4
9. How do you Rate the load of the courses in a semester/year?	22	86	49	20	5
10. How do you rate the evaluation scheme designed for each of the course?	29	103	38	12	0

**CRITERION 1: How do you rate the sequence of the courses that you have studied in the present and previous semesters?**

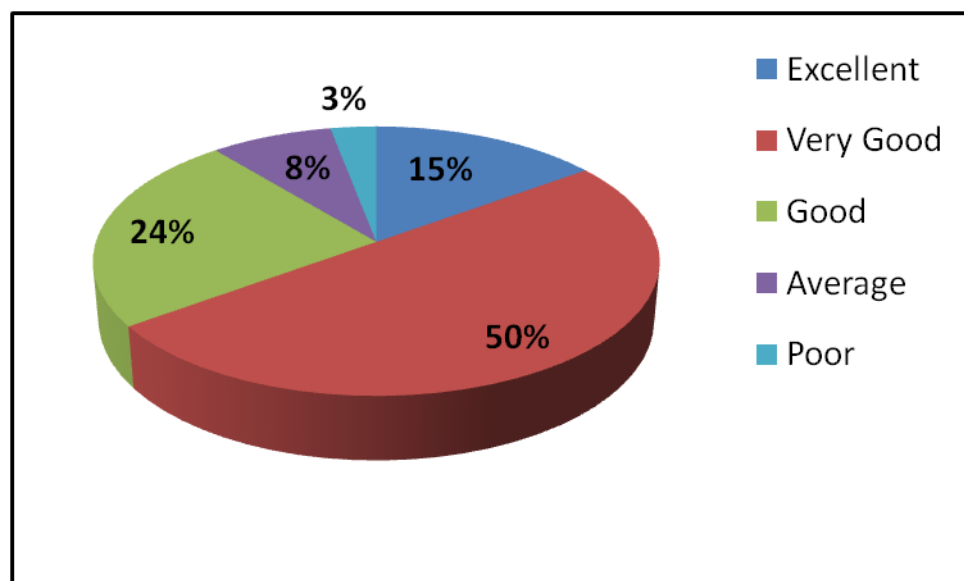
**Analysis:** More than 90% students favored that present and previous semesters courses they had studied were in sequence (See Figure 1.1).



**Figure 1.1**

**CRITERION 2: How do you rate the syllabus of your courses in relation to the competencies?**

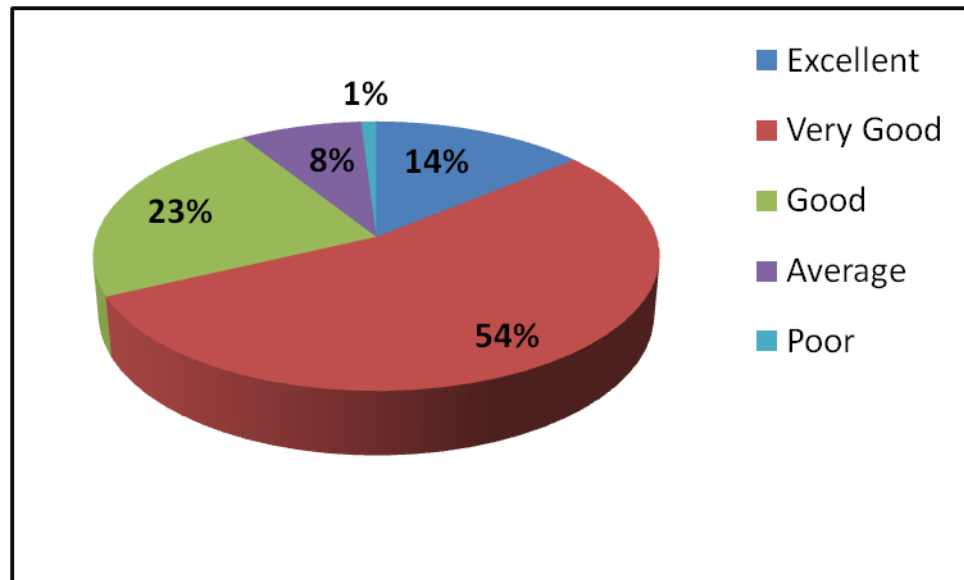
**Analysis:** Around 90% of the students revealed that the syllabus of various courses was as per their competencies (See Figure 1.2).



**Figure 1.2**

**CRITERION 3: How do you rate the relevance of the units in syllabus to the course?**

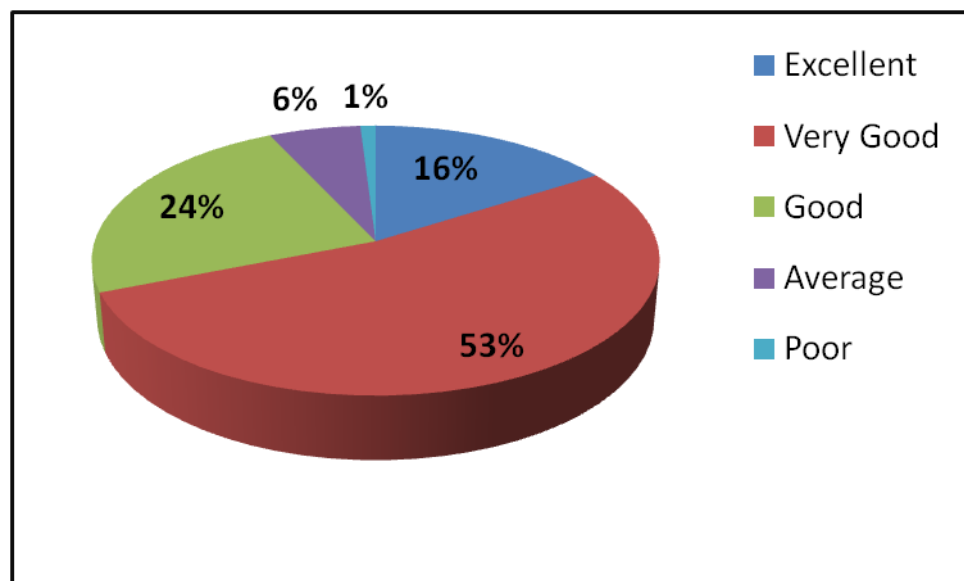
**Analysis:** More than 90% of the students favored the relevance of various units in the syllabi structure for various courses (See Figure 1.3).



**Figure 1.3**

**CRITERION 4: How do you rate the sequence of the units in the course?**

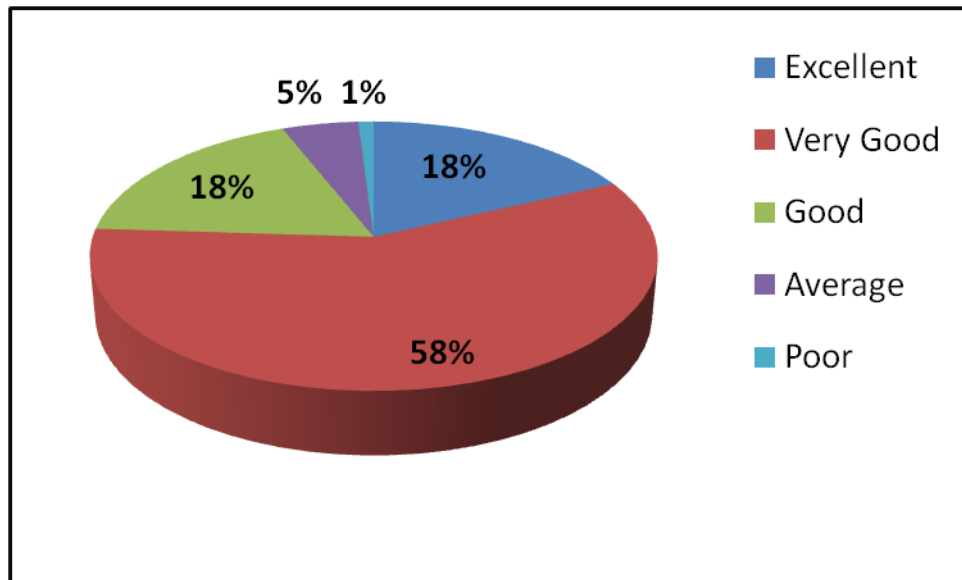
**Analysis:** More than 90% of the students revealed that the units in the syllabus were in sequence and easy to understand the content (See Figure 1.4).



**Figure 1.4**

**CRITERION 5: How do you rate the allocation of the credits to the courses?**

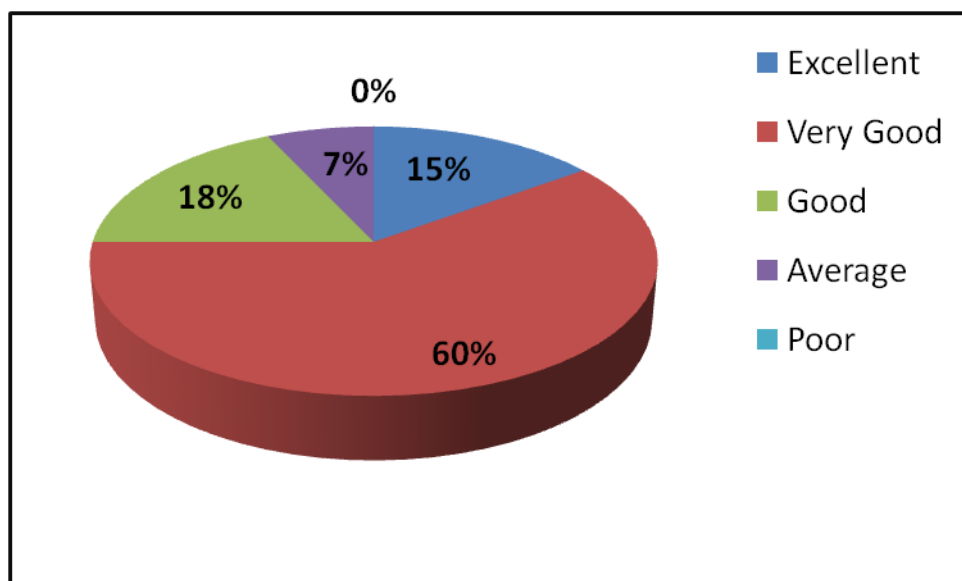
**Analysis:** More than 90% of the students revealed that the allocation of credits in the respective courses was appropriate (See Figure 1.5).



**Figure 1.5**

**CRITERION 6: How do you rate the distribution of the teaching hours among the course components?**

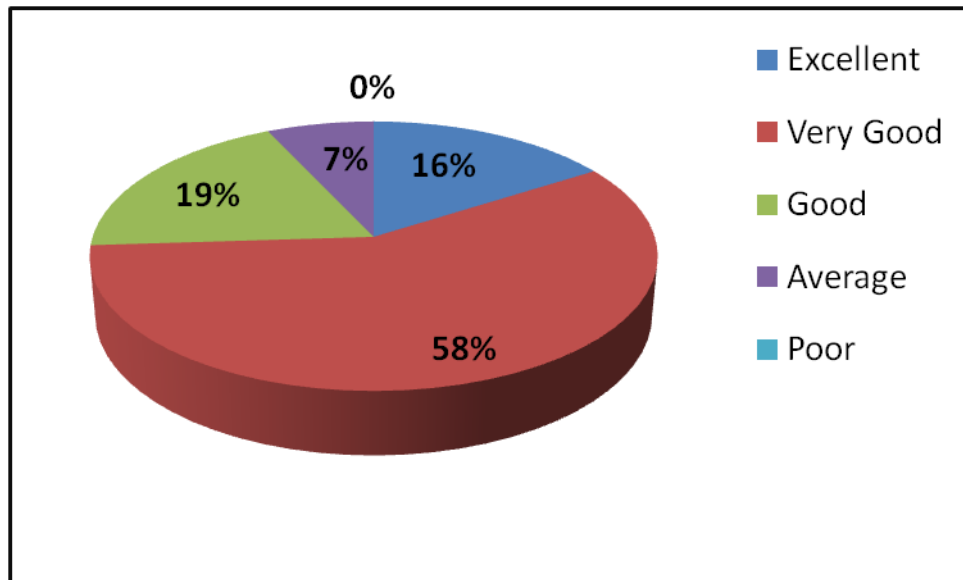
**Analysis:** More than 90% students were of the opinion that the distribution of the teaching hours among Lecture-Tutorial-Practical was either excellent or V. good and good (See Figure 1.6).



**Figure 1.6**

**CRITERION 7: How do you rate the relevance of the text books and reference books?**

**Analysis:** More than 90% students were of the opinion that the text books and reference books were relevant with respect to their courses (See Figure 1.7).



See Figure 1.7

**CRITERION 8: How do you rate the size of syllabus in terms of the load on the student?**

**Analysis:** About 90% of the students revealed that the size of syllabus is appropriate in terms of the work load (See Figure 1.8).

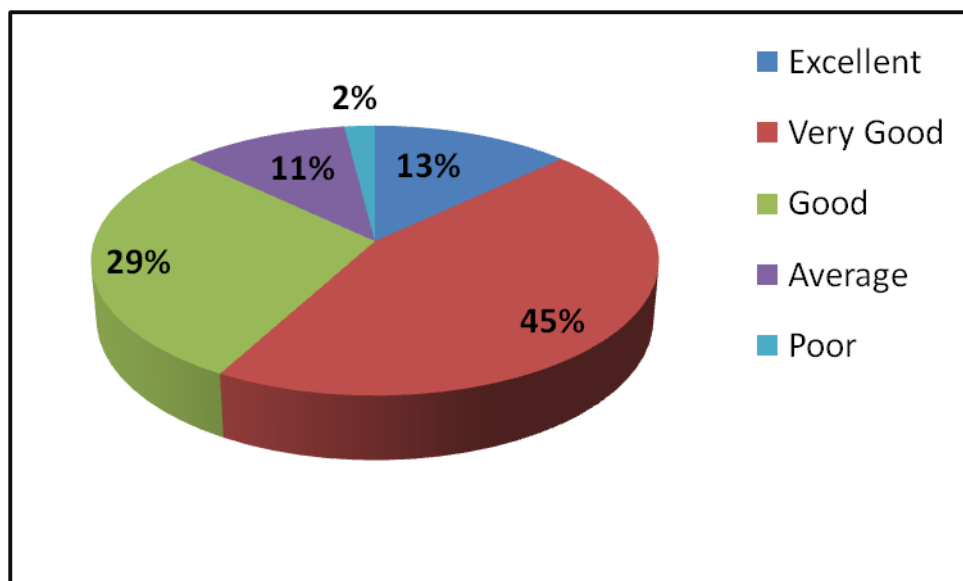


Figure 1.8

**CRITERION 9: How do you rate the load of the courses in a semester?**

**Analysis:** About 90% students revealed that there was fair distribution of work load in a particular semester (See Figure 1.9).

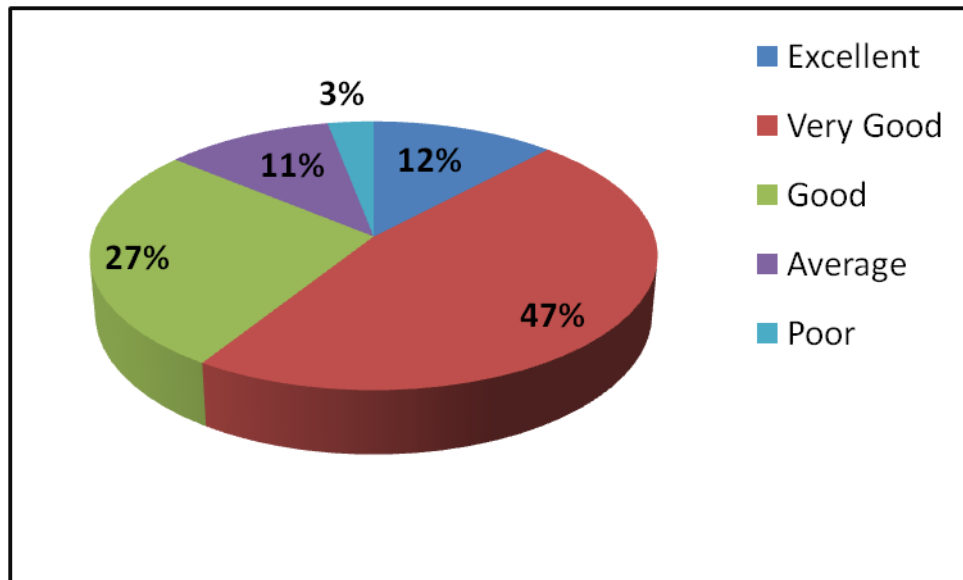


Figure 1.9

**CRITERION 10: How do you rate the evaluation scheme designed for each of the course?**

**Analysis:** More than 90% of the students rated that the evaluation scheme is appropriate for various courses (See Figure 1.10).

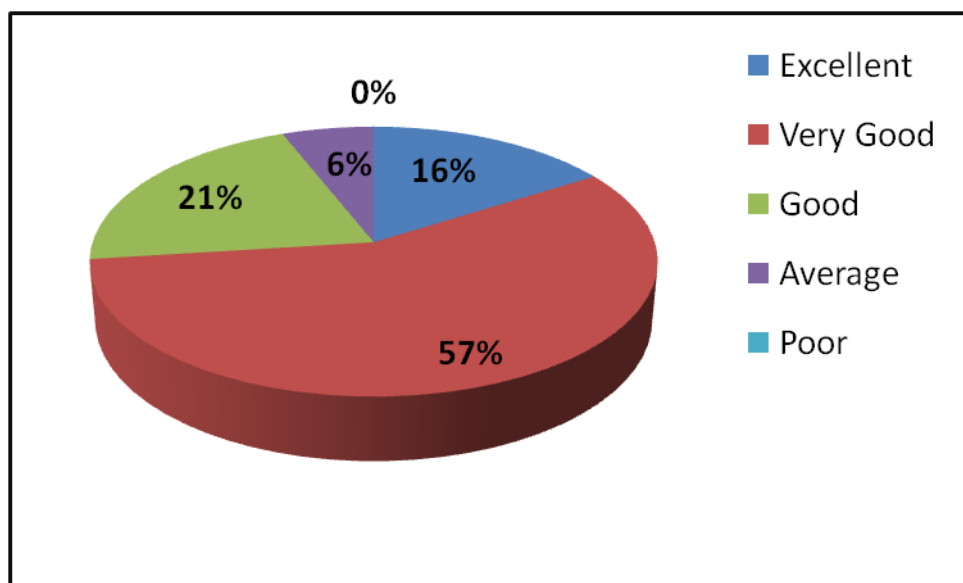


Figure 1.10